






The Egyptian Financial Company for sovereign Taskeek

Egyptian Sovereign Sukuk	08/05/2026	15/05/2026	08/05/2026	15/05/2026
	Price		Yield To Maturity	
Maturity on April 2029 ¹	\$ 99.75	 \$ 99.48	%6.56	 % 6.76
Maturity on October 2032 ²	\$103.02	 \$103.04	% 7.47	 % 7.47

(Table showing the performance of Egyptian sovereign sukuk on 15/05/2026)

The U.S. Consumer Price Index (annual inflation rate) increased to 3.8% by the end of April 2026, compared to 3.3% in March 2026, according to the report issued on Tuesday, (12/05/2026) , by the U.S. Bureau of Labor Statistics³. This led to a decline in the prices of Egypt's international sovereign sukuk (maturity on April 2029), while the prices of Egypt's international sovereign sukuk (maturity on October 2032) remained relatively stable, as shown in the table above.

<https://shorturl.at/saZGb> 1

<https://shorturl.at/lWM4f> 2

<https://sl1nk.com/27aq3qy3>