







The Egyptian Financial Company for sovereign Taskeek

Egyptian Sovereign Sukuk	27/03/2026	02/04/2026	27/03/2026	02/04/2026
	Price		Yield To Maturity	
Maturity on April 2029 ¹	\$ 97.67	 \$ 97.80	%7.39	 % 7.33
Maturity on October 2032 ²	\$ 100.92	 \$100.34	% 7.91	 % 8.03

(Table showing the performance of Egyptian sovereign sukuk on 02/04/2026)

The number of initial jobless claims in the United States declined during the week ending March(28/03/2026) to 202,000 claims, down from 211,000 in the previous week, a decrease of 9,000 claims, according to the statement issued by the U.S. Department of Labor on Thursday,(02/04/2026)³. This decline reflects the continued resilience of the U.S. labor market during this period.

In the same context, prices of Egypt's international sovereign sukuk (maturity on April 2029) increased, while prices of Egypt's international sovereign sukuk (maturity on October 2032) declined, as illustrated in the table above. This occurred in tandem with a decrease in U.S. Treasury yields for the 7-year maturity during this week's trading compared to the previous week⁴.

<https://shorturl.at/saZGb> 1

<https://shorturl.at/IWM4f> 2

<https://www.dol.gov/ui/data.pdf> 3

<https://shorturl.at/LpnyR> 4