









## The Egyptian Financial Company for sovereign Taskeek

Egyptian Sovereign Sukuk	07/11/2025	31/10/2025	07/11/2025	31/10/2025
	Price		Yield To Maturity	
Maturity on February 2026	 \$ 101.236	\$101.309	 %6.61	%6.64
Maturity on April 2029	 \$100.88	\$100.99	 %6.18	%6.05
Maturity on October 2032	 \$101.87	\$102.58	 %7.54	%7.46

### (Table showing the performance of Egyptian sovereign sukuk on 07/11/2025)

The performance of Egyptian sovereign sukuk fluctuated, as the price of Egyptian sovereign sukuk (maturity February 2026) fell to \$ 101.236 (07/11/2025), compared to \$ 101.309 (31/10/2025), the yield to maturity fell to 6.61% (07/11/2025), compared to 6.64%(31/10/2025).<sup>1</sup>

The Egyptian sovereign Sukuk (maturity April 2029) fell to \$100.88 (07/11/2025), compared to \$100.99 (31/10/2025), the yield to maturity rose to 6.18% (07/11/2025), compared to 6.05% (31/10/2025).<sup>2</sup>

Egyptian sovereign Sukuk (October 2032 maturity) prices rose to \$102.87 (07/11/2025) from \$102.58 (31/10/2025), the yield to maturity rising to 7.54% (07/11/2025) from 7.46%(31/10/2025).<sup>3</sup>

The volatility in Sukuk performance is due to the ongoing US government shutdown and the suspension of the release of official inflation data.

---

<https://url-shortener.me/96EL> 1

<https://url-shortener.me/96ER> 2

<https://url-shortener.me/96FI> 3